


Disassembly Guide

STG

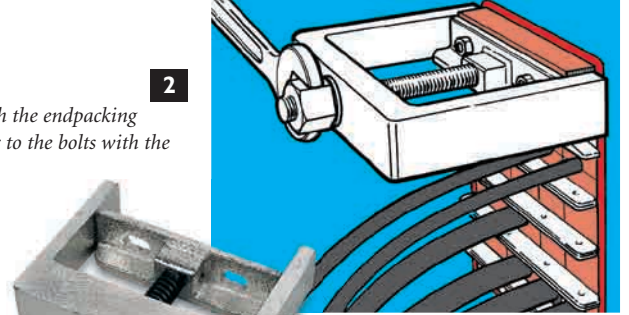
1

Remove the nuts and the hardware from the face of the endpacking.



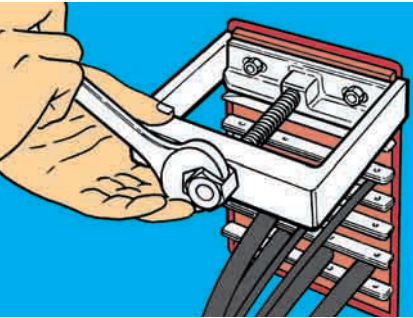
2

Attach the endpacking puller to the bolts with the nuts.



3

Tighten the bolt on the puller and the endpacking slides out.



Remove the endpacking.

